



Media Release

For Immediate Release

Waterloo Wellington COVID Report

Waterloo Region & Wellington County | January 25, 2022 – Attached is the Waterloo Wellington COVID Report for Tuesday, January 25, 2022 that local hospitals have committed to jointly providing on Tuesdays and Fridays.

Today's data, in comparison to the [Waterloo Wellington COVID Report \(January 21, 2022\)](#) tells much the same story—that a significant number of staff and patients across our hospitals continue to be impacted by COVID-19. Our current state presents daily challenges as the number of patients requiring hospitalization remains higher than the beds we have available. The number of staff unable to work due to COVID also remains similar to last week.

All hospitals in Ontario continue to be under Directive 2 from the Chief Medical Officer of Health which mandated the ramp down of non-urgent and non-emergent surgeries and procedures last month. Unfortunately, with the current pressure on hospitals, we are not able to say when we will be able to ramp up services again. We understand the concern and frustration that this has for patients who are waiting.

“Our hospitals continue to feel considerable pressures for acute care beds and ICU beds. As a community, we remain committed to working as a system of care to support one another in caring for patients that require hospitalization across Waterloo Wellington. However, the same remains true: there are not enough beds for the number of patients who require care. Thank you to those in the community that have been extending gratitude and actions to say thanks to our teams in the hospitals. Given the impacts of COVID in this wave, many have been working additional and longer shifts to provide the necessary care, and it has been appreciated.”

- Lee Fairclough, president, St. Mary's General Hospital and Waterloo Wellington hospital regional lead, COVID-19 response.

More Information:

Stephan Beckhoff
Manager, Public Affairs & Communications
Cambridge Memorial Hospital
sbeckhoff@cmh.org
t: 519-621-2333 ext. 2427
m: 519-654-8334

Cheryl Evans
Manager, Communications and
Engagement
Grand River Hospital
cheryl.evans@grhosp.on.ca
t: 519-749-4300 ext. 3880
m: 226-749-0689

Alison Armstrong
Manager, Communications and
Stakeholder Relations
Wellington Health Care Alliance
Groves Memorial Community Hospital
North Wellington Health Care
aarmstrong@whca.ca
519-843-2010 ext. 47614

Perry Hagerman
Senior Communications Specialist
Guelph General Hospital
PHagerman@gghorg.ca
519-837-6440 ext. 2774

Dayna Giorgio
Manager, Communications
St. Mary's General Hospital
dgiorgio@smgh.ca
519-895-6540

Waterloo Wellington Hospital Capacity Report (Omicron Wave)

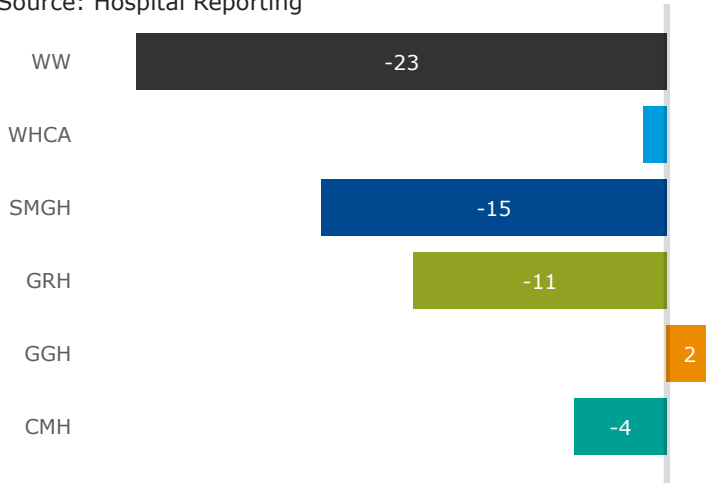
Beds Available and ED Activity

This section highlights available beds at a point in time to support patients presenting at our hospitals. Positive numbers suggest there are beds available to support patients. A negative number means that a hospital is full, and supporting patients waiting for admission from the ED.

Reminder: The total beds in our region has increased by 235, (nearly a third more for each hospital that was able to add beds). To support the recent Omicron surge further additional beds have been added.


Available Med/Surg Beds (as of 9am)⁽¹⁾

Source: Hospital Reporting



Available ICU Beds (as of 9am)⁽²⁾

Source: Hospital Reporting



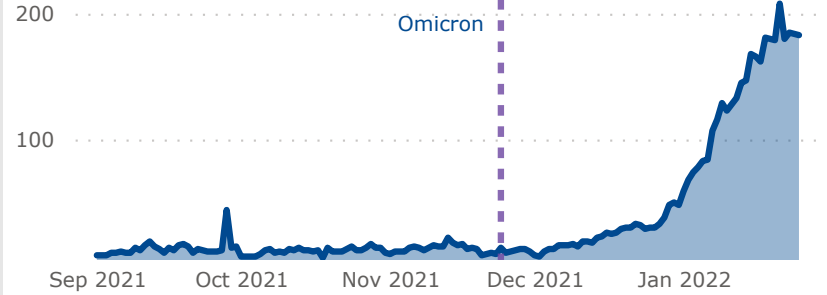
COVID information

● WW ● WHCA ● SMGH ● GRH ● GGH ● CMH

This section describes the number of patients requiring COVID care at our hospitals.

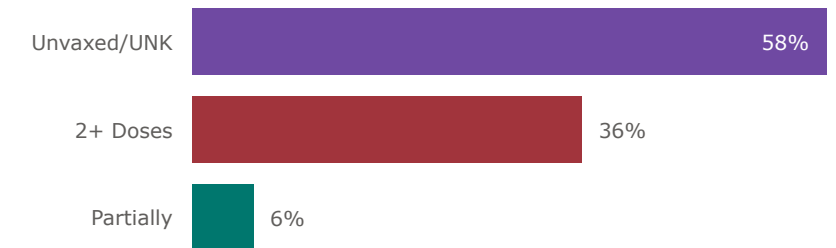
COVID +ve Hospitalizations

Source: MOH SAS



WW COVID +ve Hospitalizations by Vaccination Status(%)

Source: MOH SAS



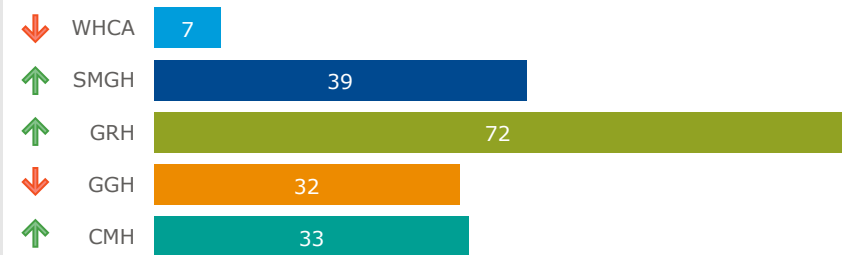
Given the larger proportion of the population who are fully vaccinated in the region (83%), on a population basis, we see a much higher proportion of the unvaccinated population being admitted to hospital.

"In the past 30 days, unvaccinated adults 60 years of age or older were approximately 11.8 times more likely to be hospitalized due to COVID-19 compared to adults 60 years of age and older who have completed the primary vaccine series."

-Ontario Science Table, Enhanced Epidemiological Summary as of Jan 17, 2022

Current COVID +ve Hospitalizations

Source: Hospital Reporting



Arrows: Compared to last report

Implications of COVID for the workforce

Prevalence of COVID in the community is very high and across all sectors/organizations, and the workforce is being impacted. This section describes the number of staff impacted by COVID (COVID positive, and/or isolating at home due to high-risk contact). It does not reflect additional reasons staff may not be at work.

Staff Impacted by COVID-19⁽³⁾

Source: Hospital Reporting



(1) Incl. open and staffed Med./Surg. beds net of admitted patients waiting in ED or in decant units.

(2) ICU beds are those that are open and staffed.

(3) Staff impacted by COVID (excluding work isolation and other reasons staff may be off)

Refresh Date: 01/25/2022 12:08

For more information please contact the reporting team at reporting@smgh.ca