



---

# Media Release

For Immediate Release

## Waterloo Wellington COVID Report

**Waterloo Region & Wellington County | February 01, 2022** – Attached is the Waterloo Wellington COVID Report for Tuesday, February 1, 2022 that local hospitals have committed to jointly providing on Tuesdays and Fridays.

The Ontario Science Table released [new projections](#) today, which indicate that the Omicron wave may be plateauing or in decline. However, hospitals in Ontario are currently caring for the highest number of patients with COVID-19 since the pandemic began in March 2020, a trend that is expected to be maintained as the province begins to re-open.

Waterloo Wellington hospitals continue to care for more patients than there are beds. Hospitals have partnered to transfer patients to where there is capacity to care for them- these transfers within and out of Region are still occurring. The number of patients hospitalized with COVID-19 remains high, as do the number of staff off because of a positive COVID-19 test result or an exposure. However, we are starting to see both of these numbers decrease over the last week. Today, there are 134 patients hospitalized in WW with COVID compared to 164 last Friday, and 273 staff impacted by COVID-19 compared to 390 last Friday. This is an encouraging trend, especially as hospital occupancy remains high, and the space and staffing requirements to resume surgeries will put additional demand on hospitals.

Revisions to Directive 2 released February 01 now enable hospitals to increase imaging to support diagnostics for patients. Other scheduled procedures will continue to be on hold as hospitals across the province and in Waterloo Wellington continue to redirect and redeploy resources to care for patients with COVID-19. This continued load from COVID-19 limits the ability to ramp up scheduled procedures.

“Our teams continue providing care for high numbers of patients with COVID-19. Nearly every hospital in Waterloo Wellington is also managing multiple outbreaks. If trends for Omicron and hospitalizations can continue to decrease, in the month of February, hospitals will hopefully move from focusing mostly on COVID-related care and urgent/emergent cases to bringing patients back into hospital for other surgeries and procedures,” says Lee Fairclough, president, St. Mary’s General Hospital and Waterloo Wellington hospital regional lead, COVID-19 response. “I want to thank each and every staff member in local hospitals, from whom the demand for care never decreases.”

**More Information:**

Stephan Beckhoff  
Manager, Public Affairs & Communications  
Cambridge Memorial Hospital  
[sbeckhoff@cmh.org](mailto:sbeckhoff@cmh.org)  
t: 519-621-2333 ext. 2427  
m: 519-654-8334

Cheryl Evans  
Manager, Communications and  
Engagement  
Grand River Hospital  
[cheryl.evans@grhosp.on.ca](mailto:cheryl.evans@grhosp.on.ca)  
t: 519-749-4300 ext. 3880  
m: 226-749-0689

Alison Armstrong  
Manager, Communications and  
Stakeholder Relations  
Wellington Health Care Alliance  
Groves Memorial Community Hospital  
North Wellington Health Care  
[aarmstrong@whca.ca](mailto:aarmstrong@whca.ca)  
519-843-2010 ext. 47614

Perry Hagerman  
Senior Communications Specialist  
Guelph General Hospital  
[PHagerman@gghorg.ca](mailto:PHagerman@gghorg.ca)  
519-837-6440 ext. 2774

Dayna Giorgio  
Manager, Communications  
St. Mary's General Hospital  
[dgiorgio@smgh.ca](mailto:dgiorgio@smgh.ca)  
519-895-6540

# Waterloo Wellington Hospital Capacity Report (Omicron Wave)

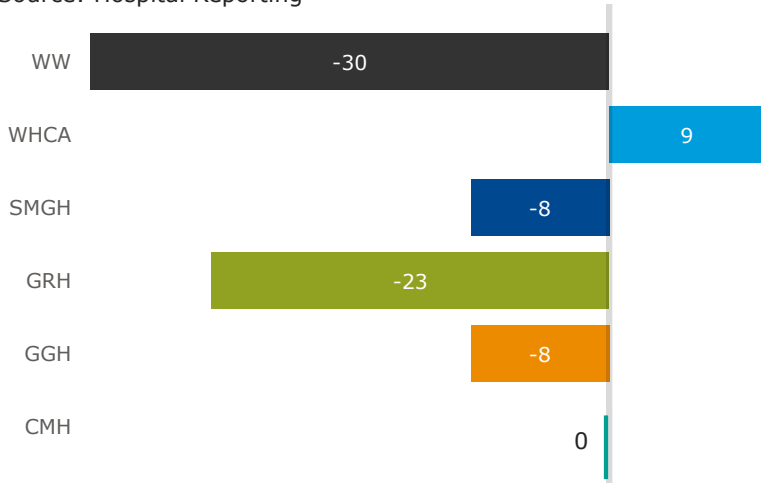
## Beds Available and ED Activity

This section highlights available beds at a point in time to support patients presenting at our hospitals. Positive numbers suggest there are beds available to support patients. A negative number means that a hospital is full, and supporting patients waiting for admission from the ED.

**Reminder:** The total beds in our region has increased by 235, (nearly a third more for each hospital that was able to add beds). To support the recent Omicron surge further additional beds have been added.

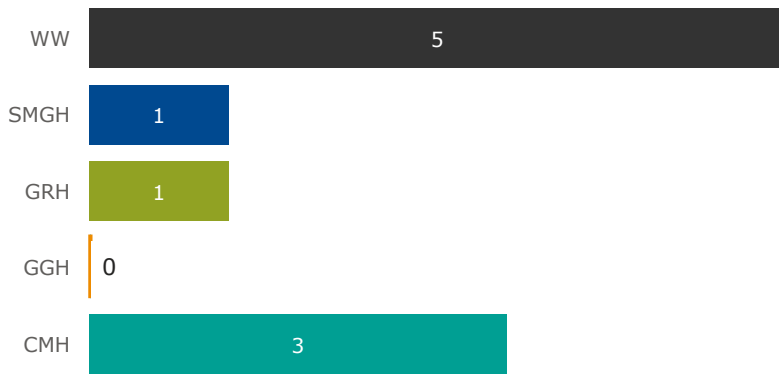
### Available Med/Surg Beds (as of 9am)<sup>(1)</sup>

Source: Hospital Reporting



### Available ICU Beds (as of 9am)<sup>(2)</sup>

Source: Hospital Reporting



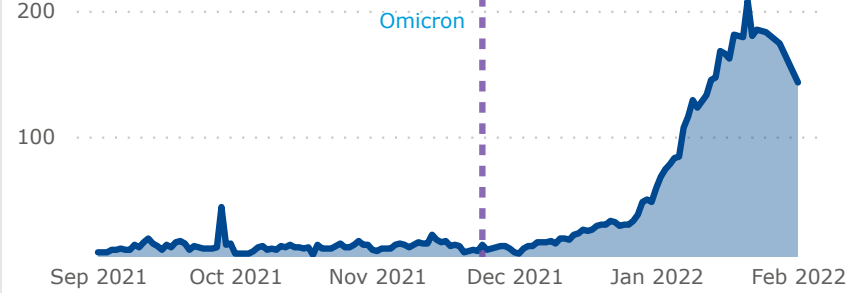
## COVID information

● WW ● WHCA ● SMGH ● GRH ● GGH ● CMH

This section describes the number of patients requiring COVID care at our hospitals.

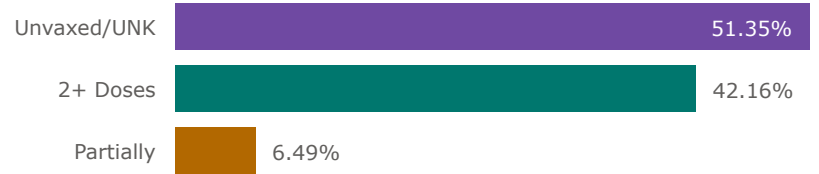
### COVID +ve Hospitalizations

Source: MOH SAS



### WW COVID +ve Hospitalizations by Vaccination Status(%)

Source: MOH SAS

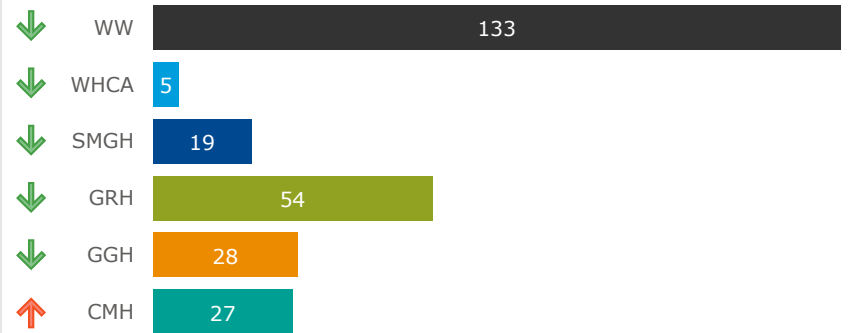


"In the past 30 days, unvaccinated adults 60 years of age and older were approximately 11.8 times more likely to be hospitalized due to COVID-19 compared to adults 60 years of age and older who have completed the primary vaccine series."

- Ontario Science Table, Enhanced Epidemiological Summary as of Jan 17, 2022

### Current COVID +ve Hospitalizations

Source: Hospital Reporting



Arrows: Compared to last report

## Implications of COVID for the workforce

Prevalence of COVID in the community is very high and across all sectors/organizations, and the workforce is being impacted. This section describes the number of staff impacted by COVID (COVID positive, and/or isolating at home due to high-risk contact). It does not reflect additional reasons staff may not be at work.

### Staff Impacted by COVID-19<sup>(3)</sup>

Source: Hospital Reporting



(1) Incl. open and staffed Med./Surg. beds net of admitted patients waiting in ED or in decant units.

(2) ICU beds are those that are open and staffed.

(3) Staff impacted by COVID (excluding work isolation and other reasons staff may be off)

Refresh Date: 02/01/2022 10:47

For more information please contact the reporting team at [reporting@smgh.ca](mailto:reporting@smgh.ca)