



Media Release

For Immediate Release

Waterloo Wellington COVID Report

Waterloo Region & Wellington County | February 8, 2022 – Attached is the Waterloo Wellington COVID Report for Tuesday, February 8, 2022 that local hospitals have committed to jointly providing on Tuesdays and Fridays.

Strong vaccination rates and continued adherence to public health measures locally have resulted in the decline of COVID-19 cases in hospitals. However, Omicron continues to have an impact on both patients and staff, and patients that are in our care often remain very sick requiring longer stays.

To allow for staff and resources to be redeployed to care for record-high numbers of critically ill patients throughout the pandemic, non-urgent and non-emergent surgeries and procedures were postponed or cancelled. Wait lists for surgical procedures were a challenge prior to the pandemic but have climbed throughout each wave. Across Waterloo Wellington, 15,937 patients are currently waiting for surgeries or procedures, of those over 56% are cataract patients. Broken down across hospitals, the backlogged cases are as follows (and do not include endoscopy procedures):

- Cambridge Memorial Hospital - 1,922 (1,337 are cataract day-surgery patients)
- Grand River Hospital - 2,254
- Groves Memorial Community Hospital – 176
- Guelph General Hospital - 4,095 (2,400 are cataract day-surgery patients)
- St. Mary's General Hospital - 7,490 (5,286 are cataract day-surgery patients)

“We appreciate how difficult these surgical ramp down periods are for patients who are waiting,” says Melissa Skinner, VP Patient Services and Chief Nursing Executive, Guelph General Hospital. “We welcomed last week’s announcement by the province which outlined a plan to phase in gradual increases. At GGH, cancer screening, some diagnostic procedures and some ambulatory care clinics resumed this week. We hope this is just the beginning and that over the next several weeks we will be able to gradually restart more and more. I can appreciate this may not feel soon enough for those patients and their family members who have been waiting so long. Our focus is moving ahead, carefully but with purpose. Our hope is to not only ramp up but do all the we can to plan to address the significant back log as well.”

"We do know that patients who are waiting for surgeries and procedures are very anxious to receive care, and this certainly weighs heavy on our minds," says Lee Fairclough, Regional Hospital Lead for COVID response and President, St. Mary's General Hospital. "Patients are sharing their frustrations with us, and many are fearful or angry at the current circumstances. So many sacrifices have been made throughout the pandemic by everyone—ones that continue to be made. Regional hospitals are doing everything we can to prepare for the gradual ramp up of surgeries and procedures across our hospitals. We are working very hard to bring patients back in for care, as quickly and as safely as we can."

- 30 -

More Information:

Stephan Beckhoff
Manager, Public Affairs & Communications
Cambridge Memorial Hospital
sbeckhoff@cmh.org
t: 519-621-2333 ext. 2427
m: 519-654-8334

Cheryl Evans
Manager, Communications and
Engagement
Grand River Hospital
cheryl.evans@grhosp.on.ca
t: 519-749-4300 ext. 3880
m: 226-749-0689

Alison Armstrong
Manager, Communications and
Stakeholder Relations
Wellington Health Care Alliance
Groves Memorial Community Hospital
North Wellington Health Care
aarmstrong@whca.ca
519-843-2010 ext. 47614

Perry Hagerman
Senior Communications Specialist
Guelph General Hospital
PHagerman@gghorg.ca
519-837-6440 ext. 2774

Dayna Giorgio
Manager, Communications
St. Mary's General Hospital
dgiorgio@smgh.ca
519-895-6540

Waterloo Wellington Hospital Capacity Report (Omicron Wave)

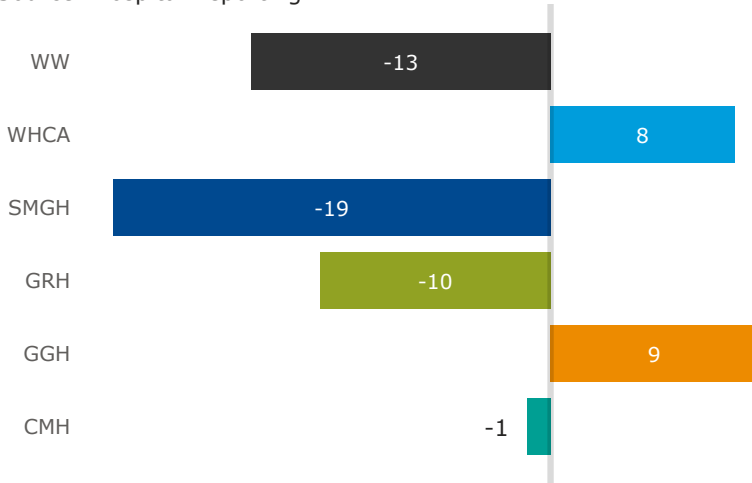
Beds Available and ED Activity

This section highlights available beds at a point in time to support patients presenting at our hospitals. Positive numbers suggest there are beds available to support patients. A negative number means that a hospital is full, and supporting patients waiting for admission from the ED.

Reminder: The total beds in our region has increased by 235, (nearly a third more for each hospital that was able to add beds). To support the recent Omicron surge further additional beds have been added.


Available Med/Surg Beds (as of 9am)⁽¹⁾

Source: Hospital Reporting



Available ICU Beds (as of 9am)⁽²⁾

Source: Hospital Reporting



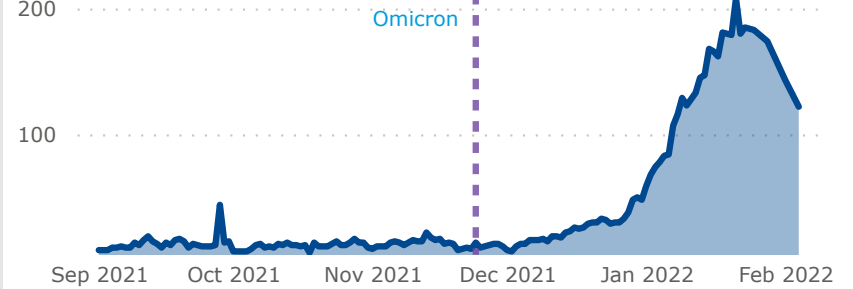
COVID information

● WW ● WHCA ● SMGH ● GRH ● GGH ● CMH

This section describes the number of patients requiring COVID care at our hospitals.

COVID +ve Hospitalizations

Source: MOH SAS



WW COVID +ve Hospitalizations by Vaccination Status(%)

Source: MOH SAS

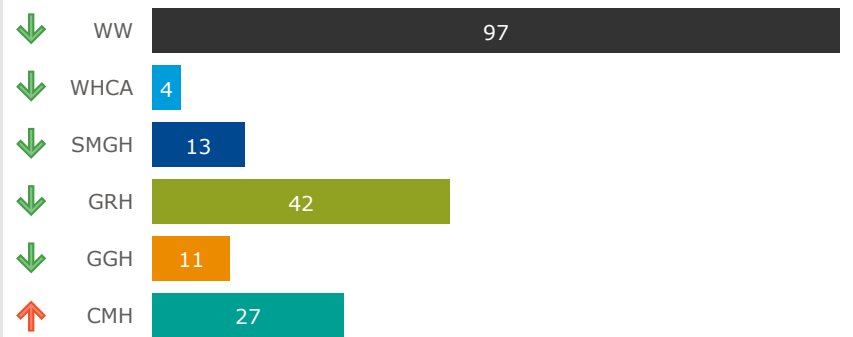


* "In the past 30 days, unvaccinated adults 60 years of age and older were approximately 11.8 times more likely to be hospitalized due to COVID-19 compared to adults 60 years of age and older who have completed the primary vaccine series."

- Ontario Science Table, Enhanced Epidemiological Summary as of Jan 17, 2022

Current COVID +ve Hospitalizations

Source: Hospital Reporting



Arrows: Compared to last report

Implications of COVID for the workforce

Prevalence of COVID in the community is very high and across all sectors/organizations, and the workforce is being impacted. This section describes the number of staff impacted by COVID (COVID positive, and/or isolating at home due to high-risk contact). It does not reflect additional reasons staff may not be at work.

Staff Impacted by COVID-19⁽³⁾

Source: Hospital Reporting



(1) Incl. open and staffed Med./Surg. beds net of admitted patients waiting in ED or in decant units.

(2) ICU beds are those that are open and staffed.

(3) Staff impacted by COVID (excluding work isolation and other reasons staff may be off)

Refresh Date: 02/08/2022 10:33

For more information please contact the reporting team at reporting@smgh.ca